

## Companion II

**Model: F9200-11000**

### Description:

Floor lamp, 58" tall, heavy-duty. Features include the heavy-duty, molded polystyrene JES Shade #11000 ( 7" top x 15" bottom x 11" side) with smooth surface. Shade is washable, antimicrobial (COVID-resistant), crush-resistant, UV proof and meets UL 94 for Self Extinguishing. Shade mounts to a Universal Swivel and is secured with a Perma-Lock™ Finial with set screw. Shade is secured to the heavy-duty 18 gauge steel Mega-Harp™ welded to lamp, is non-removable and tamper-proof. Includes a heat-resistant porcelain screw-in socket, ADA rocker switch on lamp column near base, and heavy-duty round SJT power cord with grounded 3-prong plug and weighted base. Hospital Grade plug available. UL Listed. 10 standard finishes with choice of accent rings. 10 year warranty, Best in Industry.

### Mix-n-Match Finish™:

Shown with **Taupe** column and **Satin Brass** base



Cream



Taupe




Hunter Green



Navy




Bordeaux



Midnight




Gold Vein



Verde



Satin Nickel



Satin Brass

Dimensions	Height	Depth	Slant
<b>Overall</b>	58"	15"	N/A
<b>Shade</b>	10.5"	15"	11"
<b>Base</b>	1.25"	11"	0"



### Options

- [LED Night Light](#)
- [Convenience Outlet](#)
- [Hospital Grade Plug](#)
- [Safety Cap Bulb Shield](#)
- [Diffuser Bulb Shield](#)



5605 W Hemlock St • Milwaukee, WI 53223  
P: 1-800-330-LAMP (5267) • F: 414-760-3380  
info@jeslighting.com • www.jes-lighting.com



JES Lighting, Inc.