

Companion II

Model: F9200-10000

Description:

Floor lamp, 58" tall, heavy-duty. Features include the heavy-duty, molded polystyrene JES Shade #10000 (7" top x 15" bottom x 11" side) with pleated surface. Shade is washable, antimicrobial (COVID-resistant), crush-resistant, UV proof and meets UL 94 for Self Extinguishing. Shade mounts to a Universal Swivel and is secured with a Perma-Lock™ Finial with set screw. Shade is secured to the heavy-duty 18 gauge steel Mega-Harp™ welded to lamp, is non-removable and tamper-proof. Includes a heat-resistant porcelain screw-in socket, ADA rocker switch on lamp column near base, and heavy-duty round SJT power cord with grounded 3-prong plug and weighted base. Hospital Grade plug available. UL Listed. 10 standard finishes with choice of accent rings. 10 year warranty, Best in Industry.

Mix-n-Match Finish™:

Shown with **Gold Vein** column and **Satin Brass** base



Cream



Taupe




Hunter Green



Navy




Bordeaux



Midnight




Gold Vein



Verde



Satin Nickel



Satin Brass

Dimensions	Height	Depth	Slant
Overall	58"	15"	N/A
Shade	10.5"	15"	11"
Base	1.25"	11"	0"



Options

- [LED Night Light](#)
- [Convenience Outlet](#)
- [Hospital Grade Plug](#)
- [Safety Cap Bulb Shield](#)
- [Diffuser Bulb Shield](#)



5605 W Hemlock St • Milwaukee, WI 53223
P: 1-800-330-LAMP (5267) • F: 414-760-3380
info@jeslighting.com • www.jes-lighting.com



JES Lighting, Inc.