

Vantage Series™

Model: RT52-DS1

Description:

Featuring a clean, transitional aesthetic, the Vantage Series is purpose-built and customizable in form and function; allowing you to provide a home-like atmosphere in a variety of key areas where safety and durability are a must. Premium materials, smart design and robust construction protect your NOI with **10 years of maintenance-free operation guaranteed**. A housekeeping dream with washable, antimicrobial surfaces and solvent-free finishes.

Dimensions:


Overall	Shade	Base
25" height	15" top	.25" height
16" width	16" bottom	7" width
16" depth	10" side	5" depth





Shown in Cream with Satin Poly Gold accent
TriLam shade in Natural
available options & finishes page 2

Technical Information:

- Washable, antimicrobial TriLam shade with polystyrene coating meets UL #94 for Self-Extinguishing Material
- Shade secured with Perma-Lock™ finial and mounted to Universal Swivel for maximum impact-resistance and task lighting
- 11 gauge steel Mega-Harp™ welded to lamp, non-removable and tamper resistant
- Amber LED night light minimizes visual disturbance for residents at night
- Heavy duty SJT power cord with 3 prong plug standard. Hospital-Grade Plug available
- Grounded 3 prong outlet and 5V 2A USB outlet
- ADA rocker switch near base for ease of access
- Optional Bolt-Down with space saver base maximizes available tabletop space and prevents accidental tipping
- Durable powder coats resist tarnishing and premature aging
- Solid steel weighted base with rubber feet
- UL Listed. No VOCs. **10 year warranty.**



includes tamper-resistant Mega-Harp™



USB & grounded outlet available



amber LED night light available

See complete options & finishes next page



5605 W Hemlock St • Milwaukee, WI 53223
P: 1-800-330-LAMP (5267) • F: 414-760-3380
info@jeslighting.com • jes-lighting.com




JES Lighting, Inc.


Shade Options:



Natural
**In Stock*



Cream




White

Custom TriLam colors available

**minimum 25 lamps*




Finish Options:



Cream



Taupe



Matte White



Cannon Grey




Midnight




Granite Sage




Dove Grey



Champagne




Wetstone Bronze



Wetstone Navy



Satin Poly Gold
**Substitute for Satin Brass*



Porsche Silver
**Substitute for Satin Nickel*

*Custom & plated finishes available
see website for details

Vantage Series™

Model: RT52-DS1

Options & Add-ons:

Amber LED Night-Light #OPT-10094AL

Controlled by accessible 3-way ADA rocker switch. Pre-installed at factory. Amber LED color to reduce resident disturbance at night and reduce falls.

Convenience Outlet #OPT-10058

Grounded, rated for up to 7 amps. Located left side of lamp body. *No electrical in base to avoid electrical failure due to spills.

USB Outlet #OPT-10058USB

5V 2A USB outlet. Located right side of lamp body. *No electrical in base to avoid electrical failure due to spills.

Standard Bolt-Down Safety Base #OPT-10136

Secures lamp to bedside cabinet, desk and table top. 9 ft heavy-duty SJT power cord and grounded 3-prong plug or Hospital Grade plug exiting through the lamp column. **#OPT-10136SS for Space Saver base**

Custom Bolt-Down Safety Base #OPT-10136X

Secures lamp to bedside cabinet, desk and table top. 9 ft heavy-duty SJT power cord and grounded 3-prong plug or Hospital Grade plug exiting through the Bolt-Down. Cord is concealed for a clean look & added safety. **#OPT-10136SSX for Space Saver base**

Hospital Grade Plug #OPT-10148

Comes with heavy-duty SJT power cord. UL listed.

Diffuser Safety-Cap/Bulb Shield #OPT-10011

Safety-Cap bulb shield and diffuser deters accidental contact, access, tampering and removal of bulbs. Ideal for Memory Care, Behavioral and unsecured areas. Includes a factory pre-installed LED light bulb.



Fixed Base FB

Fixed Space Saver base
available only with
Bolt-Down option



Base Cover BC

Base Cover option
for a different aesthetic

