

Companion II

Model: T4200-10117


Description:

Desk/bedside/table lamp, 21" tall, heavy-duty. Features include the heavy-duty, molded polystyrene JES Shade #10117 (5" top x 11" bottom x 9" slant) with pleated surface. Shade is washable, antimicrobial (COVID-resistant), crush-resistant, UV proof and meets UL 94 for Self Extinguishing. Shade mounts to a Universal Swivel and is secured with a Perma-Lock™ Finial with set screw. Shade is secured to the heavy-duty 18 gauge steel Mega-Harp™ welded to lamp, is non-removable and tamper-proof. Includes a heat-resistant porcelain screw-in socket, ADA rocker switch on lamp column near base, and heavy-duty round SJT power cord with grounded 3-prong plug and weighted base. Hospital Grade plug available. UL Listed. 10 standard finishes with choice of accent rings. 10 year warranty, Best in Industry.



Mix-n-Match Finish™:

Shown with **Bordeaux** column and **Satin Brass** base



Cream



Taupe



Hunter Green



Navy




Bordeaux



Midnight




Gold Vein



Verde



Satin Nickel



Satin Brass

Dimensions	Height	Depth	Slant
Overall	21"	11"	N/A
Shade	8.5"	11"	9"
Base	.75"	7"	0"

Options



- [LED Night Light](#)
- [Convenience Outlet](#)
- [Standard Bolt-Down](#)
- [Custom Bolt-Down](#). Heavy duty SJT power cord exits through bolt-down
- [Hospital Grade Plug](#)
- [Safety Cap Bulb Shield](#)
- [Diffuser Bulb Shield](#)



5605 W Hemlock St • Milwaukee, WI 53223
P: 1-800-330-LAMP (5267) • F: 414-760-3380
info@jeslighting.com • www.jes-lighting.com



JES Lighting, Inc.